

Orange County Model A Ford Club

THE DISTRIBUTOR

58 Years


Volume 59 Issue 8

August, 2019

Editor Tissy Smith-Hatcher

Never believe your best days are behind you. You may just need to reach farther ahead.

Tay Zondy



Inside this issue:

President's Message	2
Tours & Activities/ Calendar/Swap Meets	3
Sale Items/Jim's Tech Tips/Sunshine & Sorrow	4
Board Member Contact Info General Meeting Minutes	5
MAFCA National Awards Banquet	6
Tech Seminar Article	7
History of Wonder Bread/Ford Garage Restaurant	9
Memorial for Rose Rivard/Burger Lunch	10
Bendix Starter Drive	11

Gathering and Technical Seminar for All

August 17th

Meet and Greet begins at 9AM (Coffee and donuts will be provided)

Hosted by Leonard & Kay Nettles, 18212 E Santa Clara Ave, Santa Ana, 92780; cell: 714-231-2570; Email: ln.lja@sbcglobal.net



1st Demo: Pouring Old School Babbitt Bearing/Ray Salmon will actually melt Babbitt material and pour a main or rod bearing

2nd Demo: Large stationary hit and miss engine/Ron Gerlach

The following restoration projects will be on display:
1929 Oldsmobile, 1941 Wil Jeep, 1940 Pre-War Dodge
VC 1/2 Ton Command Car

In the morning, the ladies will be visiting, enjoying tea and coffee on the patio. A Mexican buffet Lunch will be served around noon for everyone.



Please RSVP to Kay Nettles at 714-231-2569 by 8/7/19

The Progressive Brunch previously scheduled for October 5th has been



canceled due to lack of volunteers and participation

BEWARE

It seems people in the club have received emails asking to send money or gift cards on behalf of the club.

DO NOT RESPOND

These are a scam. The club would NEVER request you send money. If you have any questions as to whether an email is legitimate, do not respond to the email, but instead, phone either the President, Louise Hall or Treasurer, Marilyn Hawkins.

News From the President

First of all I want to thank Steve and Debbie Pavich for the great tour to Rubel Castle. Although there were a few break downs everyone got home safe and good time was had by all. Thank you too to Dennis Kliesen for the technical seminar on brakes, brake lights and switches. I understand there was a great turn out, and much appreciated information.

I think the weather will determine our activities for the next few months. So here are some summer time suggestions. Drink lots of water and stay indoors during the heat of the day. Work on and/or drive your Model A in the mornings and evenings.

While staying indoors you might want to catch up with some reading. The Restorer Magazine put out by MAFCA is an interesting and excellent resource. And there are other Model A books and history books that are fun. YouTube has many short films both historical and how-to's for Model A repair.

When looking through your Restorer Magazine please note that the MAFCA National awards event is in Claremont this year. Not a far drive for us. The event includes some fun excursions and of course a celebratory dinner. The dates are December 2-5. Some of us are staying at the hotel suggested. You can get your registration material on-line at the MAFCA web site or in the magazine.


The gathering and technical seminar hosted by Leonard and Kay Nettles will be informative. Be sure to RSVP! Stay cool! And we'll see you on the road.

Louise Hall



By Louise Hall

Save
THE
DATE



Our annual
Installation Banquet
at The Villa Restaurant
in Orange on
January 6, 2020

MODEL A
Roster Raffle

CURRENT JACKPOT **50** DOLLARS

If the roster jackpot grows to \$100, and the name pulled is not at the meeting, a second name will be pulled; should it get to \$200, up to 4 names may be called each month until a winner is in attendance.



Upcoming Tours and Activities Calendar



Aug 3 (Sat) First Saturday Breakfast BS Session ~ 8AM at The Katella Grill, 1325 W Katella Ave, Orange
Aug 3 (Sat) MAFCA

Board Meeting, Stockton, CA

Aug 4-10 MARC National Meet at Dearborn, MI. Hotel: Double Tree by Hilton, 5801 Southfield Fwy, Detroit, MI 48228. Contact Mark Maron 847-302-7900



Aug 8 (Thu) General Meeting will be at 7:30PM. No admission prior to 7PM. CHOC Hospital Complex, 455 South Main Street, Orange. Guests are always welcome. Board meeting at 6PM

Aug 10 (Sat) 8th Annual OC Vettes Poker Run, registration begins at 9:30AM, Poker Run starts at 10AM. Starting location is back parking lot of Enderle Center, 2409 Park Ave, Tustin. Contact Frank Reese for additional info.

Aug 11 (Sun) CHOC Walk begins at 5AM. See Kaci Terens for details.



Aug 16 (Fri) Memorial for Rose Rivard. Family would like Model A cars to attend. See details on Page 10.



Aug 17 (Sat) Gathering and Technical Seminar hosted by Leonard and Kay Nettles at 9AM at 18212 E Santa Clara Ave, Santa Ana 92780; please RSVP to 714-231-2570 by 8/7. Additional info on cover.



Aug 22 (Thu) Fourth Thursday Breakfast at 8:30AM location to be determined. For more

info contact Terry Collings at 714-970-7194

Aug 22-25 Northwest Regional Group Meet, Bellevue, WA hosted by Evergreen Chapter



Sep 1 (Sat) First Saturday Breakfast BS Session ~ 8AM at The Katella Grill, 1325 W Katella Ave, Orange




Sep 12 (Thu) General Meeting will be at 7:30PM. No admission prior to 7PM. CHOC

Hospital Complex, 455 South Main Street, Orange. Guests are always welcome. Board meeting at 6PM



Sep 14 (Sat) Burger Lunch in celebration of International Model A Ford Day, 11:30am-3pm, Colony Clubhouse, 3611 S Mall, Irvine. See page 10.

Sep 21 (Sat) 9th Annual Model A Day, Gilmore Car Museum, Hickory Corners, MI, 9AM-6PM, contact Jerry Morrissey at jertrudy@sbcglobal.net; Hotel: Four Points Sheraton 269-385-3922



Sep 26 (Thu) Fourth Thursday Breakfast. Location to be determined.

Swap Meets/Car Shows

Aug 4 (Sun) Long Beach Hi Performance Show and Swap Meet, Long Beach Veteran's Stadium, 5000 Lew Davis, Long Beach 90808, 6am-1pm

Aug 14 (Wed) 17th Annual All Ford Car Show and Swap Meet, 9am-3pm (swap meet opens at 7am), 201 S Broadway, Orcutt Union Plaza, Orcutt, CA 93455. Contact Ron Wilkins 805-841-4142.

Aug 17 (Sat) El Segundo Main St Car Show, 8am-3pm

Sep 8 (Sun) Long Beach Hi Performance Show and Swap Meet, Long Beach Veteran's Stadium, 5000 Lew Davis, Long Beach 90808, 6am-1pm

Sep 14 (Sat) 17 Annual All Ford Car Show and Swap Meet, swap meet opens at 7am, car show from 9am-3pm, Orcutt Union Plaza, 201 S Broadway, Orcutt, Ca 93455

Sep 28-29 Paradise Valley Swap Meet, Little League Regional Headquarters, San Bernardino

Oct 5 (Sat) 22nd Annual Model T Ford Club Pre War (WWII) Parts Exchange and Car Show at Friends in Christ Church, 2311 E Chapman Ave, Fullerton 92831. Rain or shine.

Oct 6 (Sun) Long Beach Hi Performance Show and Swap Meet, Long Beach Veteran's Stadium, 5000 Lew Davis, Long Beach 90808, 6am-1pm



For Sale

FOR SALE: 1930 California YOM Plates- \$200; 1931 (two sets) \$250 each Camp kitchen to fit Model A trunk rack \$300. Contact: Diane Wierman 360-908-0547

WANTED: Bob DeLay is looking for a 30-31 AA, dual wheel, flatbed or just a cab & chassis. Contact him at 810-653-7861, Davison, Michigan.

FOR SALE: 2-wheel drop trailer with winch, 3,000 pound axle. Designed for wide wheel Mustang or Model A or T. Contact Bill Mazurie at dmazurie@me.com



Jim's Tech Tip

Installing the Horn Rod

When installing the small C-clip on the end of the horn rod, use an old wooden yardstick or something similar up at the steering wheel end to hold the horn button down. Slip the yardstick under the wheel on one side, go over the horn button, then gently flex the yardstick and slip the end under the steering wheel on the opposite side. The yardstick will hold the rod down while you work at the other end, pushing up on the spider against the spring, and inserting the C-clip keeper.

Nut and Bolt Torque – Part I

Ford did not publish torque specs for the nuts and bolts on a Model A in the service bulletins. (The torque wrench was not invented until 1931 and was not common in automotive repair until the late '30s.) Ford relied on the experienced hands of the mechanic to tighten, but not overtighten, the various fasteners on the car.

Torque is actually a measure of the twisting force on something like a nut or bold. When you tighten a nut, you are actually stretching the bold or stud that the nut is turning on. It is the stretch of the bold or stud that provides the strong “clamping force” that holds everything together tightly. Think of the bold or stud as a very powerful spring. You stretch it out when you tighten the nut, and the stud or bold “spring” keeps pulling things together. If a stud or bold s weak, due to age or corrosion, it will often break under the intense stress you are applying when you torque the nut. This is why we put new studs in the block, for example, so that they don't break.

There are tables of values published today for nuts and bolts on a Model A. I recommend you follow them as a guide and use a torque wrench. Today's modern torque wrench “clicks” when you get to the desired torque. When it clicks, stop tightening. If you are going to insert a cotter pin into the nut after it is tight, keep turning the nut beyond the point where the wrench clicks, just until the cotter pin will slide in. This is better than loosening the nut to get the pin in.

I will continue this Tech Tip next month. Until then. Have a Model A Day!

Jim

SUNSHINE & SORROW

By Pam Heiland



Our dear member, Joe Goff, was recently hospitalized at Mission Hospital due to coughing up blood. No definitive diagnosis was made, but he has been released from hospital and is home recuperating.

Rose Rivard passed away on July 10, 2019. See details of memorial on page 10.

2018 BOARD MEMBERS

President – Louise Hall
714-282-0499/rickandlouise@socal.rr.com
VP/Activities – Steve Pavich
714-963-2633/spavich@socal.rr.com
Secretary – Norm Kredit
714-635-3335/leorakredit@yahoo.com
Treasurer – Marilyn Singer Hawkins
714-730-4026/jmsinger@pacbell.net
Technical – Dennis Kliesen
949-466-7475/drkliesen@gmail.com
Editor – Tissy Smith-Hatcher
714-546-8554/tissysmith1@gmail.com
Immediate Past President – Jim Runyon
714-527-1829/jamesfrunyon@aol.com

COMMITTEES

ACCC Representative – David Knapp
Breakfast Committee – Terry Collings
Club Greeter – Doris Marshall
Election Chairperson – Joe Goff
Historian & Librarian – Steve Pavich
Merchandise Director – Diane Gaughen
Pancake Breakfast Setup & Coordination – Frank Reese and Don Ratzlaff
Raffle – Ed Cote
Refreshments – Carolyn Ratzlaff and Dianne Runyon
Regional Representative, SCRG - Carolyn Ratzlaff
Sunshine & Sorrow – Pam Heiland
Webmaster – Bruce MacIntosh

We have removed all Committee members' emails and phone numbers in order to ensure their privacy. Members can find this info in your roster.

Please Note: Some information contained in our newsletter has been reprinted from other newsletters; we thank and acknowledge them.

General Meeting Minutes

**OCMAFC General Meeting****Thursday, July 11, 2019****CHOC Wade Education Center**

President Louise Hall honked the Ooogha horn and called the meeting to order. Diane Gaughen led in the Pledge of Allegiance. 58 members were present. Louise welcomed everyone, especially new member John Burroughs. Treasurer Marilyn Hawkins provided the humor for the evening.

Secretary Norm Kredit presented the minutes of June 13, 2019 for approval as they were printed in the newsletter. The members moved, supported, and passed them with no corrections. As a side note, Norm mentioned that of our members listed in the directory, there are 180 Model A's represented in various stages of restoration.

Treasurer Marilyn Hawkins reported the balances in our accounts as of June 31, 2019. The reimbursement of our deposit to the City of Orange finally came. Donations were made to the Model A Ford Foundation Museum, (MAFFI). The Pomona Ford Club requested help with the expenses for sponsoring the MAFFA Awards Banquet. A donation was approved to be sent. Also a donation will be sent to the Glendora Historical Society for the costs of restoring a 1932 Ford. The society oversees the Rubel Castle and the car's restoration. This was in appreciation of their docent, Hans, who led a great tour for our group tour of the castle. Hans suggested this in lieu of a stipend to himself as our guide.

Louise Hall thanked Ed and Patti Cote for a wonderful ice cream social at their home. She also thanked Steve Pavich for the tour of Rubel Castle and lunch at the Legends Restaurant in Glendora.

Activities Steve Pavich announced several activities that are in the works. He pointed out that the summers are hot, so cool activities have priority. Kaci Terens invited everyone to a Walk Around the Park at Disneyland. This walk is the annual CHOC Walk with proceeds going to CHOC. If you can't make the walk you can donate to Kacie's walking team. For more info, call Kacie at 949-768-4687. Steve also mentioned the passing of Bill Warmington on July 1. He attended the memorial service today. Steve also called attention to the National Awards Banquet this year being held in Claremont. He asked for a show of hands of those intending to attend and the possibility of reserving a table. See the calendar section for more events and dates.

Technical Dennis Kliesen is leading the seminar on brakes, tail lights and coils at his home this coming Saturday beginning at 8:00 A.M. His address is 25746 Po Avenue in Mission Viejo. Phone: 949-466-7475. His goal is to light up your tail for safety and keep you running.

Merchandise Diane Gaughen announced all the shirts and jackets that were left in inventory are on the table in back at very special low prices. On clearing these out, she can order new inventory.

Sunshine and Sorrow Pam Heiland mentioned that a card was sent to the Warmington family and she will send another. She also mentioned that Glen Johnson has had some setbacks and is not doing well. Keep these families in your thoughts and prayers.

4TH Thursday Breakfast Terry Collings has arranged to meet at the Broken Yolk in Costa Mesa on July 25 at 8:30 A.M. This is at the corner of Harbor and Adams.

Hard Luck Trophy award had a lot of competition. Finally it was decided by the raising of hands that Don Ratzlaff should receive it. Congratulations!

The winning tickets taken from Ed Cote's hat are: Membership Drawing goes up another \$10 to \$50, Dave Rivard's name was pulled, but he was not present. The Attendance Drawing was won by Kaci Terens.

All through the meeting, Ed Cote was dressed in a 3-piece suit that Richard Parrish wore 35 years ago or more. Richard and Jeanne posed as Bonnie and Clyde on the cover of The Restorer magazine. The period suit fit Ed perfectly. Thank you Richard and Jeanne for getting Ed out of his cowboy clothes. Thank you to Ed's wife, Patricia for helping Ed with all the buttons. Colleen Schmidt thanked those who participated in the booth or brought cars to the Imaginology event at the OC Fair grounds. They were much appreciated.

Pam Heiland also thanked those who attended the Veterans' lunch at Wilshire Community Church by bringing a car or attending the lunch.

Refreshments were enjoyed thanks to Steve and Debbie Pavich and Don and Carolyn Ratzlaff. Meeting adjourned at 9:15 P.M.

Norm Kredit, Secretary

Mark Your Calendar!
December 2nd - 5th
Claremont, California

Registration Now Open!
www.2019NAB.com
Early Bird Discount



DOUBLE TREE
BY HILTON
Claremont, California
(909) 445-1831
("NAB" Group Discount Code)
Register Online at
www.2019NAB.com/hotel
\$129 ++ per night

The Pomona Valley Model A Ford Club invites you to...
GET YOUR KICKS ON ROUTE 66!

- Come stay in Southern California, known for its fun in the sun.
- Enjoy our festive welcome reception with music performed by local Model A Owners & Musicians.
- Visit the historic National Hot Rod Association Car Museum.
- Experience the amazing Sam Maloof Home & Gardens Tour.
- See Technical & Information Seminars presented by some of the best-known names in the Model A community, *all in one place!*
- More than eleven events scheduled with something for everyone.
- Event Information and Registration Forms are now available on the National Awards Banquet website at www.2019NAB.com

**OCMAFC Seminar July 13, 2019
by Dennis Kliesen**

**Pictures and some content taken
from the Judging Standards &
Restoration Guidelines currently.**

**Notice the dimple on the cover of the
June 1928 switch.**


**Notice the rod difference of the September
1930 switch. Also notice the hole in the end
of the rod. The rod was lengthened to
accommodate the hole. What was the hole
in the end of the rod for?**

**The Judging Standards & Restoration
Guidelines explains in Heavy Commercial
Vehicles how the brake rods were located
and was connected to the switch. A switch
chain/clamp assembly was used with a
hook at the end of the chain connecting to
the hole in the rod. At the opposite end of
the chain was a clamp that assembled to
the brake rod.**


**A chassis cars and pickups had brake rods
with a mushroom end that pushed against
the rod of the brake light switch.**

STOP LIGHT SWITCH

The 1928-29 stop light switch assembly was fastened to the left side of the gear shift housing. It was connected to the brake pedal with a cadmium plated switch-to-pedal link. Initially the brake light switch assemblies were flat along the attachment legs. In June 1928 strengthening ribs or embossments on the attachment legs were added. This style switch had the holes for the shaft rolled inward for support and required no bushings.

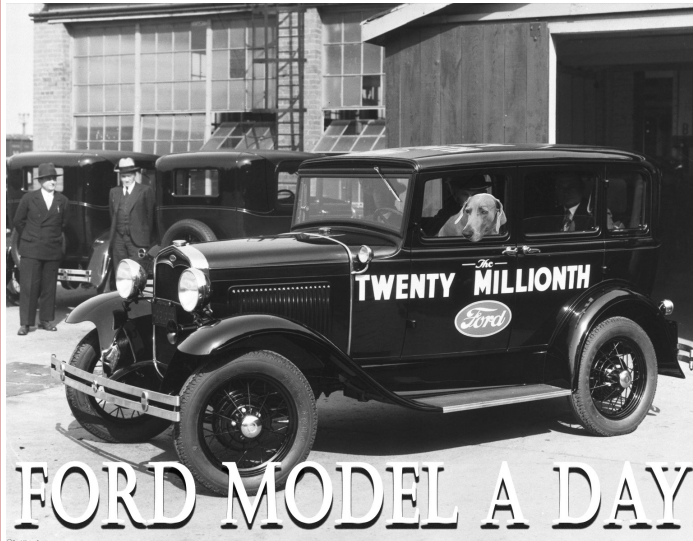


The transmission mounted stop light switch was used from the beginning of production through October 1929. The strengthening ribs (switch on the right) were added June 1928.



The cross member mounted stop light switch was introduced in October 1929. The center rod was lengthened September 1930.

Beginning in October 1929 the stop light switch was redesigned and located on the rear surface of the center cross member. Some had a manufacturer's name stamped on the bottom of the case while others were plain. These assemblies had brass bushings in each end to reduce shaft wear and noise. In September 1930 the shaft length was increased 1/8" in length to accommodate a 1/8" hole in the flared end. The switch was fastened with raven finished 1/4"-20 x 1/2" long hex head bolts, raven 1/2" hex nuts, and unfinished lock washers. The bolt heads could be either 3/8" hex or 7/16" hex. All stop light switch assemblies were cadmium plated (cadmium or zinc from August 1929 through September 1929).



FORD MODEL A DAY


9TH ANNUAL MODEL A DAY
"ORIGINAL & UNIQUE"
SEPTEMBER 21, 2019

TRIVIA NIGHT

Ed & Patty Cote will conduct a short trivia game during the August General Meeting. Show off your knowledge by naming these tail lights:



Betty Boop made her cartoon debut in Dizzy Dishes on August 9, 1930



Check out this full color book which is a thoughtful collection of 118 articles on mens, women's, and children's fashions from the Model A era. Originally written by MAFCA members and

published in The Restorer magazine between 2000 and 2015, these articles cover a variety of topics in over 200 pages. This book will help you explore that fashions that were in vogue at the time of your car, and help you define your "look." It's definitely a book you want to add to your collection!

If you would rather not purchase the book, Kathie McCall has generously offered to bring a copy of the book for you to look through and make notes at the General Meeting. To purchase, go to www.mafca.com (MAFCA Merchandise)



Best Friends, circa 1929

The History of Wonder Bread



In 1921, the Taggart Baking Company of Indianapolis was planning to launch its 1.5 pound loaf of bread. But first, the new product needed a name and identity. Vice President Elmer Cline was charged with merchandising development of the new bread loaf.

Inspiration struck while Elmer was visiting the International Balloon Race at the Indianapolis Speedway. He was awestruck by a sky filled with hundreds of colorful balloons. To Elmer, the image signified a sense of “wonder,” and Won-

der® Bread was born. Since that time, the colorful red, blue and yellow balloons have been the cornerstone of Wonder Bread’s logo and package.

Following Wonder Bread’s debut, company trucks delivered helium-filled balloons to children, who were asked to take a letter to their mother. The letter, featuring a picture of the new Wonder loaf, invited the reader to try the new bread. It’s said that after the promotion, Wonder Bread sales outdistanced those of any other brand in the city.

In 1925, the Continental Baking Company bought the Indianapolis bakery and “Slo-baked” Wonder Bread soon became a national brand.

The Continental Baking Company altered the course of bread forever in the 1930s when it introduced sliced Wonder Bread. Sales were slow at first as suspicious consumers were slow to accept a pre-sliced bread, but convenience overruled apprehension and soon everyone wanted sliced Wonder Bread on their dinner table.



DID YOU KNOW ...

SOI Design Studio is working with the 23 Restaurant Group in bringing their successful Ford’s Garage Prime Burgers and Craft Beer restaurant to multiple markets in Florida and around the U.S.

The 23 Restaurants’ Group was named an official partner with Ford Motor Company, and will have an official gift store. SOI incorporated the gift shop into the architectural design to maximize patrons’ hospitality experience.

The restaurant has many unique features with (2) original antique Model-A Ford cars elevated above the bars. The cars are automated with movement and sounds. Model-A Engines are incorporated in the dining area providing a visual focus as are other “garage” fixtures such as gasoline nozzles as door handles, car tires support sink basins, all for a fun dining experience. The bar provides 22 craft beers on the signature “Penny Wall” and original historic Ford Motor Company memorabilia throughout the restaurant adding authentic history to the Prohibition style experience. Looks like we need to do a tour to Florida!!





Rose Rivard 1919-2019



The club wishes to express its deepest sympathy to the Rivard family at the passing of Rose.

Rose and her husband, Leo, were members of the club since 1988. She passed away on July 10th at the age of 100 years. Long-time club members may remember the many active years her husband spent with the club before his passing in 2007. July 10th would have been the Rivards' 75th wedding anniversary, so it is fitting that they would be reunited on that day.

Here is a bit of history on the contributions Rose made to her country and community.

Rose received her nursing degree from




Worcester City Hospital in Massachusetts and later joined the Navy, earning a rank of Lieutenant (junior grade) in the United States Navy Nursing Corps.

After leaving the Navy, she held executive nursing positions in Veterans Administration, City, County, State and religious hospitals. She served as Director of Nursing at Westminster Community Hospital since 1962, and as joint Administrative Nursing Director of both Huntington Intercommunity and Westminster Hospitals; also serving as a consultant in the construction at Huntington Intercommunity Hospital. She was recognized for her proven leadership in the nursing and healthcare fields of Orange County.

Rose and her husband lived in Garden Grove and had a son and a daughter. The Rivards' son, David Rivard, continues to be a member of OCMAFC.

A memorial service will be held on August 16, 2019 at 2pm at Church of Our Fathers, Forest Lawn Memorial Park, 4471 Lincoln Ave, Cypress, CA 90630. Full military honors will be awarded. Please bring your Model A. Those we love don't go away, they walk beside us every day.



We're
having a
Burger
Lunch

Please join us!

Mmmm... yum, yum!

On **September 14th** from 11:30am-3pm, we will be celebrating International Model A Ford Day. The club will provide hamburgers and drinks. We are asking for volunteers to provide side dishes and desserts.

This wonderful event will be at the Colony Clubhouse, 3611 South Mall, Irvine



Ed Cote in a period outfit. Joining him was Bev Marsh.

Bendix Starter Drive—Tech Tip

By Rick Hall


The Bendix starter drive engages the starter motor with the flywheel ring gear to start your Model A engine. It's out of sight, so we typically ignore it until it becomes a problem. Problems usually exhibit themselves by making strange noises or failure to engage when you try starting. Sometimes broken parts can wedge between the flywheel and the flywheel housing, preventing the engine from turning.

Like most other parts on the Model A, the best way to prevent a problem is maintenance. When you have your starter out of the car, clean the Bendix assembly with solvent and a brush. While Ford did not use any lubricant on the assembly, a small amount of petroleum jelly on the large screw threads will make a cleaned unit work nicely.

Check the unit for cracked or broken parts, particularly, the drive head (round part furthest from the starter motor), the spring, the bolts and tabbed washers. The two bolts really take a beating, so pay special attention to these and replace if they look worn or bent. Use a little thread locker on the bolts and use new tabbed washers. Bend one tab up against the bolt head and the other down against the edge of the spring that the bolt goes through. Spring support clips were used at each end of the spring after June 1931 to help prevent the spring bolts from bending. These are available from some Model A parts suppliers.

New Bendix units are available for \$25-\$40, if yours is in really bad shape. An alternative is a modern "Bendix" unit that uses a magnet instead of the sometimes troublesome spring and bolt units. These are the preferred units for Model A's with 12-volt systems using a 6 volt starter. These are also available for \$25-\$40.

Finally, check the starter armature shaft to ensure that it is straight. This can be done by using battery cables and running the starter motor with the Bendix removed. It should run smoothly, without a lot of vibration. A bent shaft will ruin a good Bendix unit very quickly. For more detailed information, see Les Andrews' Model A Ford Mechanics Handbook, Vol. 1 pp 1-20 through 1-23.



ORANGE COUNTY
MODEL A FORD
CLUB

Post Office Box 10595
Santa Ana, CA 92711

E-mail: info@ocmafc.org

Next General Meeting

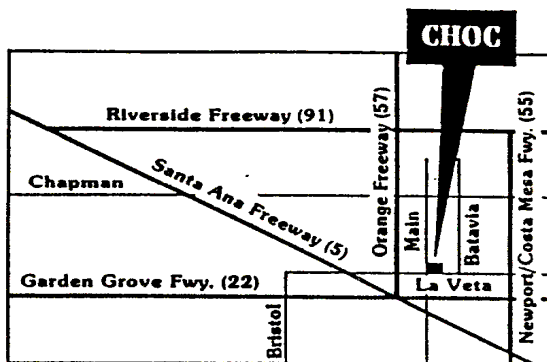
7:30 PM

[Second Thursday of every month]

Next Meeting August 8, 2019

CHOC Hospital Complex

455 South Main Street, Orange, CA



From Main Street, turn east on to Providence Ave. and immediately on your right, enter the structure and park on the second level. Meetings are held in Building 2 in the Wade Education Center-2nd Floor. Access meeting room through the double door entry off the 2nd Floor parking structure

We are on the Web!
www.ocmafc.org



Return Address:
Post Office Box 10595
Santa Ana, CA 92711

To:

First Class Mail